










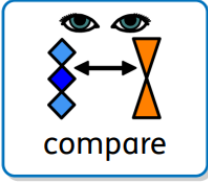
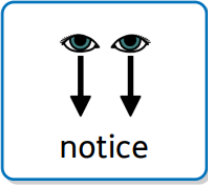

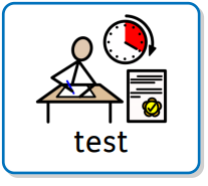
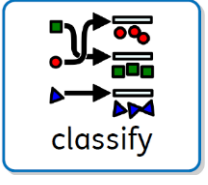


Topic	Everyday Materials	Term	Autumn	Year Group	1
-------	--------------------	------	--------	------------	---

Vocabulary		
Object	A thing that can be used	
Material	What an object is made from	
Hard	Not easily broken or bent	
Soft	Easy to cut, fold or change shape	
Stretchy	Can be pulled to make longer or wider	
Shiny	Reflects light easily – looks bright.	
Dull	Not bright or shiny	
Rough	Uneven or bumpy	
Smooth	Not bumpy	
Absorbent	Soaks up water	
Waterproof	Does not let water through	
Flexible	Will bend or move slightly when forced	
Rigid	Not flexible – keeps its shape	
wood	metal	glass
		
paper	water	rock
		
brick	fabric	rubber
		

Concepts and Knowledge	
	Look carefully at the materials objects are made from.
	Explain types of materials using correct words or vocabulary.
	Look at 2 or more things and see what is the same or different about their materials.
	Look to see what you can find out about something. Notice differences or changes.
	Draw or write down what we have found out.
	To try out different ways of using materials and notice what we find.
	To sort things into groups according to their properties.