
















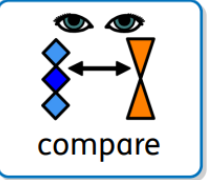
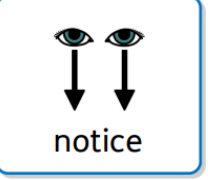

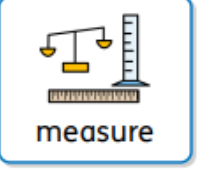
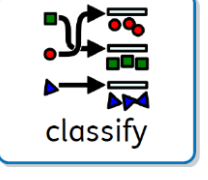


Topic	Animals, including humans	Term	Spring	Year Group	1
-------	---------------------------	------	--------	------------	---

Vocabulary		
The 5 senses:	taste – tongue touch – skin smell – nose hear – ears sight - eyes	
carnivore	an animal that eats meat	
omnivore	an animal that eats plants and meat	
herbivore	an animal that eats plants	
skeleton	the structure that supports an animal (e.g. bones/ shell)	
Mammals are warm-blooded animals with fur or hair. They give birth to live young.		
human	mouse	cow
		
Birds are warm-blooded animals that have feathers, beaks and wings. They lay eggs.		
penguin	chicken	seagull
		
Fish are cold-blooded animals that live in water. Most lay eggs.		
goldfish	tuna	shark
		
Reptiles are cold-blooded animals with scales. They lay eggs.		
snake	tortoise	lizard
		
Amphibians are cold-blooded animals with damp skin. They lay eggs.		
frog	toad	newt
		

Concepts and Knowledge	
	Look carefully at animals including humans.
	Explain different types of animals using correct words or vocabulary.
	Look at 2 or more things and see what is the same or different about them.
	Look to see what you can find out about something. Notice differences or changes.
	Draw or write down what we have found out.
	To look carefully at the size or weight of something and measure it using rulers, scales or by comparing.
	To sort things into groups according to their features e.g. Does it have fins?